


6 Tips for Secure Passwords

We all want to protect information, and that often starts with a secure password. Here are a few tips to keep each of your passwords safe:

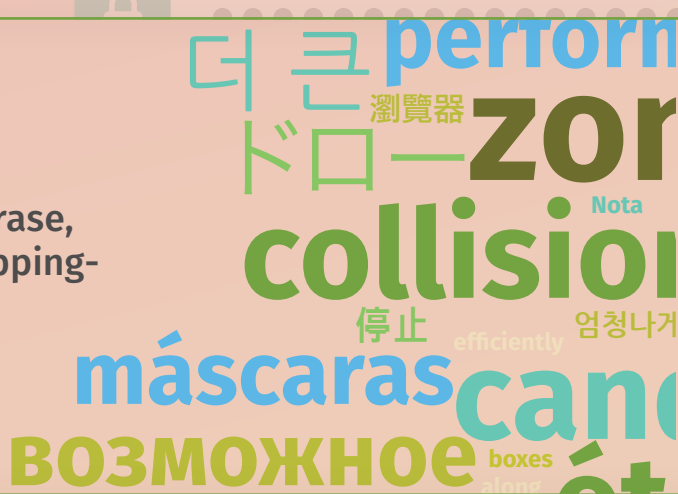
1

Make each password long and strong. The more characters in your password, the stronger it is.



2

Use multiple words to create a passphrase, such as “Don’t forget to stand” or “stopping-woods-snowy-evening”.




3

Create a unique password for each account. If you can’t remember them all, ask if you can use a password manager.



4

Keep passwords a secret. Never share them with anyone, including a supervisor.



5

Never use public computers to log in to your online accounts.



6

Use two-step verification whenever possible.

